

Hydraulic Beam Punchers

Beam Punch Series


- Max. Punching Dia. ▶ Ø36
 - 6-Standard Models
- Max. Punching Th. ▶ 22mm
 - Easy carrying with light weight & compact size
 - High efficiency & making smooth hole surface
- Cylinder Capacity ▶ 100tons
 - Making bolt holes at I-Beam, H-Beam, Mild Steels, ...etc.




A065-1224




A070-1020




A040-1020



A070-1624



B110-1624



B110-2024



B110-2031
(B110-2424)



B110-2236
(B110-2828)

■ 사양 SPECIFICATION

Model	Cylinder Capacity (Ton)	Acting Type	Max. Punching Th (mm)	Max. Punching Dia (mm)	Max. Punching Depth (mm)	Punching Time (sec)			Weight (kg)
						DMP -1	DMP-2	DMP-3	
A070-1020	23	Single	10	20,5	70	-	-	-	13
A040-1020	23	Double	10	20	40	5	-	-	10,5
A065-1224	32	Double	12	24	65	6	4	3	17
A070-1624	45	Double	16	24	70	9	7	5	21
B110-1624	45	Double	16	24	110	9	7	5	28
B110-2024	60	Double	20	24	110	-	9	6	38
B110-2031	75	Double	20	31	110	-	10	7	90
B110-2236	100	Double	22	36	110	-	-	9	120

Hydraulic Beam Punchers & Die Details

크기비교 SIZE COMPARISON



모델	BEAM PUNCH DIMENSION						
	A(mm)	B(mm)	C(mm)	D(mm)	L(mm)	Width	H(mm)
A070-1020	70	25	80	12	220	94	310
A040-1020	40	18	52	12	190	83	240
A065-1224	65	22.5	80	14	230	98	310
A070-1624	70	28	90	18	260	114	322
B110-1624	110	28	130	18	350	114	380
B110-2024	110	28	130	21.5	350	138	380
B110-2031	110	28	180	26	430	180	430
B110-2236	110	47	210	29	490	210	505

다이세트 PUNCH & DIE DETAILS



	1020	1224~1624	2024	2031 (2424)	2236 (2828)
PUNCH					
DIE					
PUNCH CAP					
SHAPE					

(1224 : Round Only)